

STATEMENT OF APPROPRIATIONS, ALLOTMENTS, OBLIGATIONS, DISBURSEMENTS AND BALANCES

As at the Quarter Ending December 31, 2021

Department : Department of Justice (DOJ)
 Agency/Entity : Office of the Solicitor General
 Operating Unit : < not applicable >
 Organization Code (UACS) : 15 007 000000
 Fund Cluster : 01 Regular Agency Fund
 (e.g. UACS Fund Cluster: 01-Regular Agency Fund, 02-Foreign Assisted Projects Fund, 03-Special Account-Locally Funded/Domestic Grants Fund, and 04-Special Account-Foreign Assisted/Foreign Grants Fund)

X	Current Year Appropriations
	Supplemental Appropriations
	Continuing Appropriations

Particulars	UACS CODE	Appropriations					Allotments					Current Year Obligations					Current Year Disbursements					Balances			
		Authorized Appropriations	Adjustments (Transfer To/From, Modifications/Augmentations)	Adjusted Appropriations	Allotments Received	Adjustments (Reductions, Modifications/Augmentations)	Transfer To	Transfer From	Adjusted Total Allotments	1st Quarter Ending March 31	2nd Quarter Ending June 30	3rd Quarter Ending Sept. 30	4th Quarter Ending Dec. 31	TOTAL	1st Quarter Ending March 31	2nd Quarter Ending June 30	3rd Quarter Ending Sept. 30	4th Quarter Ending Dec. 31	TOTAL	Unreleased Appro	Unobligated Allotments	Unpaid Obligations (15-20)=(23+24)			
		3	4	5=(3+4)	6	7	8	9	10=[(6+)-(7)-8+9]	11	12	13	14	15=(11+12+13+14)	16	17	18	19	20=(16+17+18+19)	21	22	23	24		
I. Agency Specific Budget		1,116,424,000.00	0.00	1,116,424,000.00	1,067,276,000.00	0.00	0.00	0.00	1,067,276,000.00	233,187,865.67	267,832,582.46	214,299,236.74	308,845,891.70	1,024,165,576.57	200,500,951.72	264,380,934.42	192,597,013.74	312,608,611.10	970,097,510.98	49,148,000.00	43,110,423.43	0.00	54,068,065.59		
General Administration and Support	10000000000000	213,202,000.00	0.00	213,202,000.00	213,202,000.00	0.00	0.00	0.00	213,202,000.00	62,618,770.74	49,194,329.91	38,493,466.42	54,515,349.75	204,821,916.82	34,846,260.92	54,845,558.20	37,130,026.51	63,002,234.98	189,824,080.61	0.00	8,380,083.18	0.00	14,997,836.21		
General Administration and Support Services	100000100001000	212,889,000.00	(6,418,960.63)	206,470,039.37	212,889,000.00	(6,418,960.63)	0.00	0.00	206,470,039.37	62,618,770.74	43,490,920.18	38,061,215.25	53,964,710.71	198,135,616.88	34,846,260.92	49,142,148.47	37,130,026.51	63,002,234.98	184,120,670.88	0.00	8,334,422.49	0.00	14,014,946.00		
PS		124,113,000.00	(147,526.63)	123,965,473.37	124,113,000.00	(147,526.63)	0.00	0.00	123,965,473.37	28,743,129.88	36,734,743.34	27,365,533.10	31,122,067.05	123,965,473.37	28,294,892.55	36,619,895.69	23,550,164.30	33,028,849.30	121,493,801.84	0.00	0.00	0.00	2,471,671.53		
MOOE		88,776,000.00	(7,571,366.00)	81,204,634.00	88,776,000.00	(7,571,366.00)	0.00	0.00	81,204,634.00	33,875,640.86	6,756,176.84	10,895,682.15	21,558,586.37	72,886,086.22	6,551,368.37	12,522,252.78	13,579,862.21	29,973,385.88	62,626,869.04	0.00	8,318,547.78	0.00	10,259,217.18		
CO		0.00	1,299,932.00	1,299,932.00	0.00	1,299,932.00	0.00	0.00	1,299,932.00	0.00	0.00	0.00	1,284,057.29	1,284,057.29	0.00	0.00	0.00	0.00	0.00	0.00	15,874.71	0.00	1,284,057.29		
Administration of Personnel Benefits	100000100002000	313,000.00	6,418,960.63	6,731,960.63	313,000.00	6,418,960.63	0.00	0.00	6,731,960.63	0.00	5,703,409.73	432,251.17	550,639.04	6,686,299.94	0.00	5,703,409.73	0.00	0.00	0.00	0.00	45,660.69	0.00	982,890.21		
PS		313,000.00	6,418,960.63	6,731,960.63	313,000.00	6,418,960.63	0.00	0.00	6,731,960.63	0.00	5,703,409.73	432,251.17	550,639.04	6,686,299.94	0.00	5,703,409.73	0.00	0.00	0.00	0.00	45,660.69	0.00	982,890.21		
Sub-Total, General Administration and Support		213,202,000.00	0.00	213,202,000.00	213,202,000.00	0.00	0.00	0.00	213,202,000.00	62,618,770.74	49,194,329.91	38,493,466.42	54,515,349.75	204,821,916.82	34,846,260.92	54,845,558.20	37,130,026.51	63,002,234.98	189,824,080.61	0.00	8,380,083.18	0.00	14,997,836.21		
PS		124,425,000.00	6,271,434.00	130,697,434.00	124,425,000.00	6,271,434.00	0.00	0.00	130,697,434.00	28,743,129.88	42,438,153.07	27,797,784.27	31,672,706.09	130,651,773.31	28,294,892.55	42,323,305.42	23,550,164.30	33,028,849.30	127,197,211.57	0.00	45,660.69	0.00	3,454,561.74		
MOOE		88,776,000.00	(7,571,366.00)	81,204,634.00	88,776,000.00	(7,571,366.00)	0.00	0.00	81,204,634.00	33,875,640.86	6,756,176.84	10,895,682.15	21,558,586.37	72,886,086.22	6,551,368.37	12,522,252.78	13,579,862.21	29,973,385.88	62,626,869.04	0.00	8,318,547.78	0.00	10,259,217.18		
FinEx (if Applicable)		0.00	0.00	0.00	0.00	0.00	0.00	0.00	0.00	0.00	0.00	0.00	0.00	0.00	0.00	0.00	0.00	0.00	0.00	0.00	0.00	0.00	0.00		
CO		0.00	1,299,932.00	1,299,932.00	0.00	1,299,932.00	0.00	0.00	1,299,932.00	0.00	0.00	0.00	0.00	1,284,057.29	1,284,057.29	0.00	0.00	0.00	0.00	0.00	15,874.71	0.00	1,284,057.29		
Operations	300000000000000	903,222,000.00	0.00	903,222,000.00	854,074,000.00	0.00	0.00	0.00	854,074,000.00	170,569,094.93	218,638,252.55	175,805,770.32	254,330,541.95	819,343,659.75	165,654,690.80	209,545,376.22	155,466,987.23	249,606,376.12	780,273,430.37	49,148,000.00	34,730,340.25	0.00	39,070,229.38		
OO - Efficient Legal Services for Government and the Public Insured		903,222,000.00	0.00	903,222,000.00	854,074,000.00	0.00	0.00	0.00	854,074,000.00	170,569,094.93	218,638,252.55	175,805,770.32	254,330,541.95	819,343,659.75	165,654,690.80	209,545,376.22	155,466,987.23	249,606,376.12	780,273,430.37	49,148,000.00	34,730,340.25	0.00	39,070,229.38		
LEGAL SERVICES FOR NATIONAL GOVERNMENT AGENCIES PROGRAM		903,222,000.00	0.00	903,222,000.00	854,074,000.00	0.00	0.00	0.00	854,074,000.00	170,569,094.93	218,638,252.55	175,805,770.32	254,330,541.95	819,343,659.75	165,654,690.80	209,545,376.22	155,466,987.23	249,606,376.12	780,273,430.37	49,148,000.00	34,730,340.25	0.00	39,070,229.38		
Legal Services to the Government, its Offices and Agencies	310100100001000	903,222,000.00	0.00	903,222,000.00	854,074,000.00	0.00	0.00	0.00	854,074,000.00	170,569,094.93	218,638,252.55	175,805,770.32	254,330,541.95	819,343,659.75	165,654,690.80	209,545,376.22	155,466,987.23	249,606,376.12	780,273,430.37	49,148,000.00	34,730,340.25	0.00	39,070,229.38		
PS		742,506,000.00	19,154,285.00	761,660,285.00	742,506,000.00	19,154,285.00	0.00	0.00	761,660,285.00	164,145,845.84	209,416,180.83	163,545,060.78	224,553,197.75	761,660,285.00	162,507,379.61	201,601,780.53	143,254,684.94	225,938,822.03	733,302,667.11	0.00	0.00	0.00	28,357,617.89		
MOOE		111,568,000.00	(19,154,285.00)	92,413,715.00	111,568,000.00	(19,154,285.00)	0.00	0.00	92,413,715.00	6,423,249.29	9,222,071.72	12,260,709.54	29,777,344.20	57,683,374.75	3,147,311.19	7,943,595.69	12,212,302.29	23,667,554.09	46,970,763.26	0.00	34,730,340.25	0.00	10,712,611.49		
CO		49,148,000.00	0.00	49,148,000.00	0.00	0.00	0.00	0.00	0.00	0.00	0.00	0.00	0.00	0.00	0.00	0.00	0.00	0.00	0.00	49,148,000.00	0.00	0.00	0.00		
Sub-Total, Operations		903,222,000.00	0.00	903,222,000.00	854,074,000.00	0.00	0.00	0.00	854,074,000.00	170,569,094.93	218,638,252.55	175,805,770.32	254,330,541.95	819,343,659.75	165,654,690.80	209,545,376.22	155,466,987.23	249,606,376.12	780,273,430.37	49,148,000.00	34,730,340.25	0.00	39,070,229.38		
PS		742,506,000.00	19,154,285.00	761,660,285.00	742,506,000.00	19,154,285.00	0.00	0.00	761,660,285.00	164,145,845.84	209,416,180.83	163,545,060.78	224,553,197.75	761,660,285.00	162,507,379.61	201,601,780.53	143,254,684.94	225,938,822.03	733,302,667.11	0.00	0.00	0.00	28,357,617.89		
MOOE		111,568,000.00	(19,154,285.00)	92,413,715.00	111,568,000.00	(19,154,285.00)	0.00	0.00	92,413,715.00	6,423,249.29	9,222,071.72	12,260,709.54	29,777,344.20	57,683,374.75	3,147,311.19	7,943,595.69	12,212,302.29	23,667,554.09	46,970,763.26	0.00	34,730,340.25	0.00	10,712,611.49		
FinEx (if Applicable)		0.00	0.00	0.00	0.00	0.00	0.00	0.00	0.00	0.00	0.00	0.00	0.00	0.00	0.00	0.00	0.00	0.00	0.00	0.00	0.00	0.00	0.00		
CO		49,148,000.00	0.00	49,148,000.00	0.00	0.00	0.00	0.00	0.00	0.00	0.00	0.00	0.00	0.00	0.00	0.00	0.00	0.00	0.00	49,148,000.00	0.00	0.00	0.00		

Department : Department of Justice (DOJ)
 Agency/Entity : Office of the Solicitor General
 Operating Unit : < not applicable >
 Organization Code (UACS) : 15 007 0000000
 Fund Cluster : 01 Regular Agency Fund

X	Current Year Appropriations
	Supplemental Appropriations
	Continuing Appropriations

(e.g. UACS Fund Cluster: 01-Regular Agency Fund, 02-Foreign Assisted Projects Fund, 03-Special Account-Locally Funded/Domestic Grants Fund, and 04-Special Account-Foreign Assisted/Foreign Grants Fund)


Particulars	UACS CODE	Appropriations		Allotments		Current Year Obligations					Current Year Disbursements					Balances							
		Authorized Appropriations	Adjustments (Transfers To/From, Modifications/Augmentations)	Adjusted Appropriations	Allotments Received	Adjustments (Reductions, Modifications/Augmentations)	Transfer To	Transfer From	Adjusted Total Allotments	1st Quarter Ending March 31	2nd Quarter Ending June 30	3rd Quarter Ending Sept. 30	4th Quarter Ending Dec. 31	TOTAL	1st Quarter Ending March 31	2nd Quarter Ending June 30	3rd Quarter Ending Sept. 30	4th Quarter Ending Dec. 31	TOTAL	Unreleased Appro	Unobligated Allotments	Unpaid Obligations (15-20)=(23+24)	
		3	4	5=(3+4)	6	7	8	9	10=(8+9)	11	12	13	14	15=(11+12+13+14)	16	17	18	19	20=(16+17+18+19)	21	22	23	24
Sub-Total I. Agency Specific Budget		1,116,424,000.00	0.00	1,116,424,000.00	1,067,276,000.00	0.00	0.00	1,067,276,000.00	233,187,865.67	267,832,582.46	214,296,236.74	308,845,891.70	1,024,165,576.57	200,500,951.72	264,390,934.42	192,597,013.74	312,606,611.10	970,097,510.96	49,148,000.00	43,110,423.43	0.00	54,068,065.59	
PS		866,932,000.00	25,425,719.00	892,357,719.00	866,932,000.00	25,425,719.00	0.00	892,357,719.00	192,888,975.52	251,854,333.90	191,342,845.05	256,225,903.84	892,312,058.31	190,802,272.16	243,925,085.95	166,804,849.24	258,967,671.33	860,499,878.68	0.00	45,660.69	0.00	31,812,179.63	
MOOE		200,344,000.00	(26,725,651.00)	173,618,349.00	200,344,000.00	(26,725,651.00)	0.00	173,618,349.00	40,298,890.15	15,978,248.56	22,956,391.69	51,335,930.57	130,569,460.97	9,698,679.56	20,465,848.47	25,792,164.50	53,640,939.77	109,597,632.30	0.00	43,048,888.03	0.00	20,971,828.67	
FinEx (if Applicable)		0.00	0.00	0.00	0.00	0.00	0.00	0.00	0.00	0.00	0.00	0.00	0.00	0.00	0.00	0.00	0.00	0.00	0.00	0.00	0.00	0.00	0.00
CO		49,148,000.00	1,299,932.00	50,447,932.00	0.00	1,299,932.00	0.00	1,299,932.00	0.00	0.00	0.00	0.00	1,284,057.29	1,284,057.29	0.00	0.00	0.00	0.00	0.00	49,148,000.00	15,874.71	0.00	1,284,057.29
I. Automatic Appropriations		73,423,000.00	1,229,519.00	74,652,519.00	74,652,519.00	0.00	0.00	74,652,519.00	18,607,317.06	18,534,117.48	18,663,141.38	18,577,472.82	74,382,048.74	12,420,465.32	18,499,623.92	18,738,762.01	18,404,517.70	68,063,368.95	0.00	270,470.26	0.00	6,318,679.79	
Specific Budgets of National Government Agencies		73,423,000.00	1,229,519.00	74,652,519.00	74,652,519.00	0.00	0.00	74,652,519.00	18,607,317.06	18,534,117.48	18,663,141.38	18,577,472.82	74,382,048.74	12,420,465.32	18,499,623.92	18,738,762.01	18,404,517.70	68,063,368.95	0.00	270,470.26	0.00	6,318,679.79	
Retirement and Life Insurance Premiums		73,423,000.00	1,229,519.00	74,652,519.00	74,652,519.00	0.00	0.00	74,652,519.00	18,607,317.06	18,534,117.48	18,663,141.38	18,577,472.82	74,382,048.74	12,420,465.32	18,499,623.92	18,738,762.01	18,404,517.70	68,063,368.95	0.00	270,470.26	0.00	6,318,679.79	
PS		73,423,000.00	1,229,519.00	74,652,519.00	74,652,519.00	0.00	0.00	74,652,519.00	18,607,317.06	18,534,117.48	18,663,141.38	18,577,472.82	74,382,048.74	12,420,465.32	18,499,623.92	18,738,762.01	18,404,517.70	68,063,368.95	0.00	270,470.26	0.00	6,318,679.79	
Sub-Total II. Automatic Appropriations		73,423,000.00	1,229,519.00	74,652,519.00	74,652,519.00	0.00	0.00	74,652,519.00	18,607,317.06	18,534,117.48	18,663,141.38	18,577,472.82	74,382,048.74	12,420,465.32	18,499,623.92	18,738,762.01	18,404,517.70	68,063,368.95	0.00	270,470.26	0.00	6,318,679.79	
PS		73,423,000.00	1,229,519.00	74,652,519.00	74,652,519.00	0.00	0.00	74,652,519.00	18,607,317.06	18,534,117.48	18,663,141.38	18,577,472.82	74,382,048.74	12,420,465.32	18,499,623.92	18,738,762.01	18,404,517.70	68,063,368.95	0.00	270,470.26	0.00	6,318,679.79	
MOOE		0.00	0.00	0.00	0.00	0.00	0.00	0.00	0.00	0.00	0.00	0.00	0.00	0.00	0.00	0.00	0.00	0.00	0.00	0.00	0.00	0.00	0.00
FinEx		0.00	0.00	0.00	0.00	0.00	0.00	0.00	0.00	0.00	0.00	0.00	0.00	0.00	0.00	0.00	0.00	0.00	0.00	0.00	0.00	0.00	0.00
CO		0.00	0.00	0.00	0.00	0.00	0.00	0.00	0.00	0.00	0.00	0.00	0.00	0.00	0.00	0.00	0.00	0.00	0.00	0.00	0.00	0.00	0.00
III. Special Purpose Fund		166,854,439.00	0.00	166,854,439.00	166,854,439.00	0.00	0.00	166,854,439.00	4,197,851.00	18,967,124.65	66,739,707.08	73,329,132.91	163,233,815.64	3,227,940.00	19,263,805.35	63,320,255.24	49,910,596.58	135,722,597.17	0.00	3,620,623.36	0.00	27,511,218.47	
Contingent Fund		0.00	9,817,660.00	9,817,660.00	0.00	9,817,660.00	0.00	9,817,660.00	0.00	0.00	3,371,843.96	5,155,755.12	8,527,599.08	0.00	0.00	232,665.41	7,591,988.23	7,824,653.64	0.00	1,290,060.92	0.00	702,945.44	
MOOE		0.00	9,817,660.00	9,817,660.00	0.00	9,817,660.00	0.00	9,817,660.00	0.00	0.00	3,371,843.96	5,155,755.12	8,527,599.08	0.00	0.00	232,665.41	7,591,988.23	7,824,653.64	0.00	1,290,060.92	0.00	702,945.44	
Miscellaneous Personnel Benefits Fund		0.00	56,633,869.00	56,633,869.00	0.00	56,633,869.00	0.00	56,633,869.00	0.00	0.00	27,272,813.23	29,271,016.19	56,543,829.42	0.00	0.00	27,091,176.62	3,416,246.75	30,507,423.37	0.00	90,039.58	0.00	26,036,406.05	
PS		0.00	56,633,869.00	56,633,869.00	0.00	56,633,869.00	0.00	56,633,869.00	0.00	0.00	27,272,813.23	29,271,016.19	56,543,829.42	0.00	0.00	27,091,176.62	3,416,246.75	30,507,423.37	0.00	90,039.58	0.00	26,036,406.05	
Pension and Gratuity Fund		0.00	100,402,910.00	100,402,910.00	0.00	100,402,910.00	0.00	100,402,910.00	4,197,851.00	18,967,124.65	36,095,049.89	38,902,361.60	96,162,387.14	3,227,940.00	19,263,805.35	35,996,413.21	38,902,361.60	97,390,520.16	0.00	2,240,522.86	0.00	771,866.98	
PS		0.00	100,402,910.00	100,402,910.00	0.00	100,402,910.00	0.00	100,402,910.00	4,197,851.00	18,967,124.65	36,095,049.89	38,902,361.60	96,162,387.14	3,227,940.00	19,263,805.35	35,996,413.21	38,902,361.60	97,390,520.16	0.00	2,240,522.86	0.00	771,866.98	
Sub-Total III. Special Purpose Fund		166,854,439.00	0.00	166,854,439.00	166,854,439.00	0.00	0.00	166,854,439.00	4,197,851.00	18,967,124.65	66,739,707.08	73,329,132.91	163,233,815.64	3,227,940.00	19,263,805.35	63,320,255.24	49,910,596.58	135,722,597.17	0.00	3,620,623.36	0.00	27,511,218.47	
PS		0.00	157,036,779.00	157,036,779.00	0.00	157,036,779.00	0.00	157,036,779.00	4,197,851.00	18,967,124.65	63,367,863.12	68,173,377.79	154,706,216.56	3,227,940.00	19,263,805.35	63,087,589.83	42,318,608.35	127,897,943.53	0.00	2,330,562.44	0.00	26,808,273.03	
MOOE		0.00	9,817,660.00	9,817,660.00	0.00	9,817,660.00	0.00	9,817,660.00	0.00	0.00	3,371,843.96	5,155,755.12	8,527,599.08	0.00	0.00	232,665.41	7,591,988.23	7,824,653.64	0.00	1,290,060.92	0.00	702,945.44	
FinEx		0.00	0.00	0.00	0.00	0.00	0.00	0.00	0.00	0.00	0.00	0.00	0.00	0.00	0.00	0.00	0.00	0.00	0.00	0.00	0.00	0.00	0.00
CO		0.00	0.00	0.00	0.00	0.00	0.00	0.00	0.00	0.00	0.00	0.00	0.00	0.00	0.00	0.00	0.00	0.00	0.00	0.00	0.00	0.00	0.00
IV. Reversion of the Unobligated Allotments charged against R.A. Nos. 11465 and 11494		0.00	0.00	0.00	0.00	0.00	0.00	0.00	0.00	0.00	0.00	0.00	0.00	0.00	0.00	0.00	0.00	0.00	0.00	0.00	0.00	0.00	0.00
GRAND TOTAL		1,189,847,000.00	168,083,958.00	1,357,930,958.00	1,141,928,519.00	166,854,439.00	0.00	1,308,782,958.00	255,993,033.73	305,333,824.59	299,702,085.20	400,752,497.43	1,261,781,440.95	216,149,357.04	302,154,363.69	274,656,030.99	380,923,725.38	1,173,883,477.10	49,148,000.00	47,001,517.05	0.00	87,897,963.95	
PS		940,355,000.00	183,892,017.00	1,124,247,017.00	941,584,519.00	182,462,498.00	0.00	1,124,047,017.00	215,894,143.58	289,355,576.03	273,373,849.55	342,976,754.45	1,121,400,323.61	206,450,677.48	281,688,515.22	248,631,201.08	319,890,797.38	1,056,461,191.16	0.00	2,846,893.39	0.00	64,939,132.45	
MOOE		200,344,000.00	(26,907,991.00)	173,436,009.00	200,344,000.00	(26,907,991.00)	0.00	173,436,009.00	40,298,890.15	15,978,248.56	26,328,235.65	56,491,885.69	139,097,060.05	9,698,679.56	20,465,848.47	26,024,829.91	61,232,928.00	117,422,285.94	0.00	44,338,948.95	0.00	21,674,774.11	
CO		49,148,000.00	1,299,932.00	50,447,932.00	0.00	1,299,932.00	0.00	1,299,932.00	0.00	0.00	0.00	0.00	1,284,057.29	1,284,057.29	0.00	0.00	0.00	0.00	49,148,000.00	15,874.71	0.00	1,284,057.29	

Department : Department of Justice (DOJ)
 Agency/Entity : Office of the Solicitor General
 Operating Unit : < not applicable >
 Organization Code (UACS) : 15 007 0000000
 Fund Cluster : 01 Regular Agency Fund

X	Current Year Appropriations
	Supplemental Appropriations
	Continuing Appropriations

(e.g. UACS Fund Cluster: 01-Regular Agency Fund, 02-Foreign Assisted Projects Fund, 03-Special Account-Locally Funded/Domestic Grants Fund, and 04-Special Account-Foreign Assisted/Foreign Grants Fund)

Particulars	UACS CODE	Appropriations			Allotments			Current Year Obligations					Current Year Disbursements					Balances					
		Authorized Appropriations	Adjustments/Transfers To/From, Modifications/Augmentations	Adjusted Appropriations	Allotments Received	Adjustments/Reductions, Modifications/Augmentations	Transfer To	Transfer From	Adjusted Total Allotments	1st Quarter Ending March 31	2nd Quarter Ending June 30	3rd Quarter Ending Sept. 30	4th Quarter Ending Dec. 31	TOTAL	1st Quarter Ending March 31	2nd Quarter Ending June 30	3rd Quarter Ending Sept. 30	4th Quarter Ending Dec. 31	TOTAL	Unreleased Appro	Unobligated Allotments	Unpaid Obligations(15-20)+(23+24)	
																						Due and Demandable	Not Yet Due and Demandable
1	2	3	4	5=(3+4)	6	7	8	9	10=[(8+)-(7)-8+9]	11	12	13	14	15=(11+12+13+14)	16	17	18	19	20=(16+17+18+19)	21	22	23	24
Recapitulation by DO:																							
I. Agency Specific Budget		903,222,000.00	9,817,660.00	913,039,660.00	854,074,000.00	9,817,660.00	0.00	0.00	863,891,660.00	170,569,094.93	218,638,252.55	179,177,614.28	259,486,297.07	827,871,258.83	165,654,690.80	209,545,376.22	155,699,652.64	257,198,364.35	788,098,084.01	49,148,000.00	36,020,401.17	0.00	39,773,174.82
LEGAL SERVICES FOR NATIONAL GOVERNMENT AGENCIES PROGRAM		903,222,000.00	9,817,660.00	913,039,660.00	854,074,000.00	9,817,660.00	0.00	0.00	863,891,660.00	170,569,094.93	218,638,252.55	179,177,614.28	259,486,297.07	827,871,258.83	165,654,690.80	209,545,376.22	155,699,652.64	257,198,364.35	788,098,084.01	49,148,000.00	36,020,401.17	0.00	39,773,174.82


Certified Correct:

 RICARDO G. LOPEZ
 Chief Administrative Officer, Budget Division
 Date:

Certified Correct:

 ARIEL J. UBINA
 Chief Accountant
 Date:

Recommending Approval:

 BERNADETTE M. LIM
 Director IV, FMS
 Date:

Approved By:

 VIDA G. SAN VICENTE
 Assistant Solicitor General
 Date:

STATEMENT OF APPROPRIATIONS, ALLOTMENTS, OBLIGATIONS, DISBURSEMENTS AND BALANCES

As at the Quarter Ending December 31, 2021

Department: Department of Justice (DOJ)
 Agency: Office of the Solicitor General
 Operating Unit: < not applicable >
 Organization Code (UACS) : 15 007 0000000
 Fund Cluster: 01 Regular Agency Fund

	Current Year Appropriations
	Supplemental Appropriations
X	Continuing Appropriations

(e.g. UACS Fund Cluster: 01-Regular Agency Fund, 02-Foreign Assisted Projects Fund, 03-Special Account-Locally Funded/Domestic Grants Fund, and 04-Special Account-Foreign Assisted/Foreign Grants Fund)

Particulars	UACS CODE	Appropriations			Allotments			Current Year Obligations					Current Year Disbursements					Balances						
		Authorized Appropriations	Adjustments (Transfer To/From, Realignment)	Adjusted Appropriations	Allotments Received	Adjustments (Withdrawal, Realignment)	Transfer To	Transfer From	Adjusted Total Allotments	1st Quarter Ending March 31	2nd Quarter Ending June 30	3rd Quarter Ending Sept. 30	4th Quarter Ending Dec. 31	TOTAL	1st Quarter Ending March 31	2nd Quarter Ending June 30	3rd Quarter Ending Sept. 30	4th Quarter Ending Dec. 31	TOTAL	Unreleased Appro	Unobligated Allotments	Unpaid Obligations		
		3	4	5=(3+4)	6	7	8	9	10=[(6+(-)7)-8+9]	11	12	13	14	15=(11+12+13+14)	16	17	18	19	20=(16+17+18+19)	21=(5-10)	22=(10-15)	23	24	
I. Continuing Appropriations		46,802,536.20	357,749.00	47,160,285.20	47,160,285.20	(9,915,341.00)	0.00	0.00	37,244,944.20	4,037,370.50	32,382,202.93	616,480.73	46,388.71	37,084,442.87	645,681.50	17,979,090.68	8,928,444.82	4,609,803.81	32,163,020.81	9,915,341.00	190,501.33	0.00	4,921,422.06	
I. Agency Specific Budget		46,024,926.23	0.00	46,024,926.23	46,024,926.23	(9,915,341.00)	0.00	0.00	36,109,585.23	4,037,370.50	32,005,634.94	0.00	0.00	36,043,005.44	645,681.50	17,650,716.64	8,928,444.82	4,609,803.81	31,834,646.77	9,915,341.00	66,579.79	0.00	4,208,358.67	
General Administration and Support	10000000000000	12,029,192.10	0.00	12,029,192.10	12,029,192.10	(7,571,036.00)	0.00	0.00	4,458,156.10	660,481.50	3,731,095.31	0.00	0.00	4,391,576.81	636,681.50	53,666.04	2,506,389.34	40,000.00	3,236,736.88	7,571,036.00	66,579.29	0.00	1,154,839.93	
General Administration and Support Services	100000100001000	12,029,192.10	0.00	12,029,192.10	12,029,192.10	(7,571,036.00)	0.00	0.00	4,458,156.10	660,481.50	3,731,095.31	0.00	0.00	4,391,576.81	636,681.50	53,666.04	2,506,389.34	40,000.00	3,236,736.88	7,571,036.00	66,579.29	0.00	1,154,839.93	
PS		0.00	0.00	0.00	0.00	0.00	0.00	0.00	0.00	0.00	0.00	0.00	0.00	0.00	0.00	0.00	0.00	0.00	0.00	0.00	0.00	0.00	0.00	0.00
MOOE		12,016,772.10	0.00	12,016,772.10	12,016,772.10	(7,558,616.00)	0.00	0.00	4,458,156.10	660,481.50	3,731,095.31	0.00	0.00	4,391,576.81	636,681.50	53,666.04	2,506,389.34	40,000.00	3,236,736.88	7,558,616.00	66,579.29	0.00	1,154,839.93	
CO		12,420.00	0.00	12,420.00	12,420.00	(12,420.00)	0.00	0.00	0.00	0.00	0.00	0.00	0.00	0.00	0.00	0.00	0.00	0.00	0.00	0.00	0.00	0.00	0.00	0.00
Sub-Total, General Administration and Support		12,029,192.10	0.00	12,029,192.10	12,029,192.10	(7,571,036.00)	0.00	0.00	4,458,156.10	660,481.50	3,731,095.31	0.00	0.00	4,391,576.81	636,681.50	53,666.04	2,506,389.34	40,000.00	3,236,736.88	7,571,036.00	66,579.29	0.00	1,154,839.93	
PS		0.00	0.00	0.00	0.00	0.00	0.00	0.00	0.00	0.00	0.00	0.00	0.00	0.00	0.00	0.00	0.00	0.00	0.00	0.00	0.00	0.00	0.00	0.00
MOOE		12,016,772.10	0.00	12,016,772.10	12,016,772.10	(7,558,616.00)	0.00	0.00	4,458,156.10	660,481.50	3,731,095.31	0.00	0.00	4,391,576.81	636,681.50	53,666.04	2,506,389.34	40,000.00	3,236,736.88	7,558,616.00	66,579.29	0.00	1,154,839.93	
FinEx (if Applicable)		0.00	0.00	0.00	0.00	0.00	0.00	0.00	0.00	0.00	0.00	0.00	0.00	0.00	0.00	0.00	0.00	0.00	0.00	0.00	0.00	0.00	0.00	0.00
CO		12,420.00	0.00	12,420.00	12,420.00	(12,420.00)	0.00	0.00	0.00	0.00	0.00	0.00	0.00	0.00	0.00	0.00	0.00	0.00	0.00	0.00	0.00	0.00	0.00	0.00
Operations	30000000000000	33,995,734.13	0.00	33,995,734.13	33,995,734.13	(2,344,305.00)	0.00	0.00	31,651,429.13	3,376,889.00	28,274,539.63	0.00	0.00	31,651,428.63	9,000.00	17,597,050.60	6,422,055.48	4,569,803.81	28,597,909.89	2,344,305.00	0.50	0.00	3,053,518.74	
CO : Efficient Legal Services for Government and the Public Insured		33,995,734.13	0.00	33,995,734.13	33,995,734.13	(2,344,305.00)	0.00	0.00	31,651,429.13	3,376,889.00	28,274,539.63	0.00	0.00	31,651,428.63	9,000.00	17,597,050.60	6,422,055.48	4,569,803.81	28,597,909.89	2,344,305.00	0.50	0.00	3,053,518.74	
LEGAL SERVICES FOR NATIONAL GOVERNMENT AGENCIES PROGRAM		33,995,734.13	0.00	33,995,734.13	33,995,734.13	(2,344,305.00)	0.00	0.00	31,651,429.13	3,376,889.00	28,274,539.63	0.00	0.00	31,651,428.63	9,000.00	17,597,050.60	6,422,055.48	4,569,803.81	28,597,909.89	2,344,305.00	0.50	0.00	3,053,518.74	
Legal Services to the Government, Its Offices and Agencies	310100100001000	33,995,734.13	0.00	33,995,734.13	33,995,734.13	(2,344,305.00)	0.00	0.00	31,651,429.13	3,376,889.00	28,274,539.63	0.00	0.00	31,651,428.63	9,000.00	17,597,050.60	6,422,055.48	4,569,803.81	28,597,909.89	2,344,305.00	0.50	0.00	3,053,518.74	
MOOE		33,995,734.13	0.00	33,995,734.13	33,995,734.13	(2,344,305.00)	0.00	0.00	31,651,429.13	3,376,889.00	28,274,539.63	0.00	0.00	31,651,428.63	9,000.00	17,597,050.60	6,422,055.48	4,569,803.81	28,597,909.89	2,344,305.00	0.50	0.00	3,053,518.74	
Sub-Total, Operations		33,995,734.13	0.00	33,995,734.13	33,995,734.13	(2,344,305.00)	0.00	0.00	31,651,429.13	3,376,889.00	28,274,539.63	0.00	0.00	31,651,428.63	9,000.00	17,597,050.60	6,422,055.48	4,569,803.81	28,597,909.89	2,344,305.00	0.50	0.00	3,053,518.74	
PS		0.00	0.00	0.00	0.00	0.00	0.00	0.00	0.00	0.00	0.00	0.00	0.00	0.00	0.00	0.00	0.00	0.00	0.00	0.00	0.00	0.00	0.00	0.00
MOOE		33,995,734.13	0.00	33,995,734.13	33,995,734.13	(2,344,305.00)	0.00	0.00	31,651,429.13	3,376,889.00	28,274,539.63	0.00	0.00	31,651,428.63	9,000.00	17,597,050.60	6,422,055.48	4,569,803.81	28,597,909.89	2,344,305.00	0.50	0.00	3,053,518.74	
FinEx (if Applicable)		0.00	0.00	0.00	0.00	0.00	0.00	0.00	0.00	0.00	0.00	0.00	0.00	0.00	0.00	0.00	0.00	0.00	0.00	0.00	0.00	0.00	0.00	0.00
CO		0.00	0.00	0.00	0.00	0.00	0.00	0.00	0.00	0.00	0.00	0.00	0.00	0.00	0.00	0.00	0.00	0.00	0.00	0.00	0.00	0.00	0.00	0.00
E. Special Purpose Fund		777,609.97	357,749.00	1,135,358.97	1,135,358.97	0.00	0.00	0.00	1,135,358.97	0.00	376,567.99	616,480.73	48,388.71	1,041,437.43	0.00	328,374.04	0.00	0.00	328,374.04	0.00	93,921.54	0.00	713,063.39	
Operations	30000000000000	777,609.97	357,749.00	1,135,358.97	1,135,358.97	0.00	0.00	0.00	1,135,358.97	0.00	376,567.99	616,480.73	48,388.71	1,041,437.43	0.00	328,374.04	0.00	0.00	328,374.04	0.00	93,921.54	0.00	713,063.39	
CO : Efficient Legal Services for Government and the Public Insured		777,609.97	357,749.00	1,135,358.97	1,135,358.97	0.00	0.00	0.00	1,135,358.97	0.00	376,567.99	616,480.73	48,388.71	1,041,437.43	0.00	328,374.04	0.00	0.00	328,374.04	0.00	93,921.54	0.00	713,063.39	
LEGAL SERVICES FOR NATIONAL GOVERNMENT		777,609.97	357,749.00	1,135,358.97	1,135,358.97	0.00	0.00	0.00	1,135,358.97	0.00	376,567.99	616,480.73	48,388.71	1,041,437.43	0.00	328,374.04	0.00	0.00	328,374.04	0.00	93,921.54	0.00	713,063.39	

This report was generated using the Unified Reporting System on 24/02/2022 10:02 version FAR1.1.1 ; Status : SUBMITTED

STATEMENT OF APPROPRIATIONS, ALLOTMENTS, OBLIGATIONS, DISBURSEMENTS AND BALANCES


As at the Quarter Ending December 31, 2021


Department: Department of Justice (DOJ)
 Agency: Office of the Solicitor General
 Operating Unit: < not applicable >
 Organization Code (UACS): 15 007 0000000
 Fund Cluster: 01 Regular Agency Fund

	Current Year Appropriations
	Supplemental Appropriations
X	Continuing Appropriations

(e.g. UACS Fund Cluster: 01-Regular Agency Fund, 02-Foreign Assisted Projects Fund, 03-Special Account-Locally Funded/Domestic Grants Fund, and 04-Special Account-Foreign Assisted/Foreign Grants Fund)

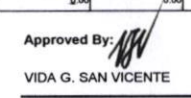
Particulars	UACS CODE	Appropriations			Allotments			Current Year Obligations							Current Year Disbursements					Balances			
		Authorized Appropriations	Adjustments (Transfer To/From, Realignment)	Adjusted Appropriations	Allotments Received	Adjustments (Withdrawal, Realignment)	Transfer To	Transfer From	Adjusted Total Allotments	1st Quarter Ending March 31	2nd Quarter Ending June 30	3rd Quarter Ending Sept. 30	4th Quarter Ending Dec. 31	TOTAL	1st Quarter Ending March 31	2nd Quarter Ending June 30	3rd Quarter Ending Sept. 30	4th Quarter Ending Dec. 31	TOTAL	Unreleased Appro	Unobligated Allotments	Unpaid Obligations	
		3	4	5=(3+4)	6	7	8	9	10=[(6+(-)7)-8+9]	11	12	13	14	15=(11+12+13+14)	16	17	18	19	20=(16+17+18+19)	21=(5-10)	22=(10-15)	23	24
AGENCIES PROGRAM		777,809.97	357,749.00	1,135,358.97	1,135,358.97	0.00	0.00	0.00	1,135,358.97	0.00	376,567.99	616,480.73	48,388.71	1,041,437.43	0.00	328,374.04	0.00	0.00	328,374.04	0.00	93,921.54	0.00	713,063.39
Legal Services to the Government, its Offices and Agencies	310100100001000	777,809.97	357,749.00	1,135,358.97	1,135,358.97	0.00	0.00	0.00	1,135,358.97	0.00	376,567.99	616,480.73	48,388.71	1,041,437.43	0.00	328,374.04	0.00	0.00	328,374.04	0.00	93,921.54	0.00	713,063.39
MOOE		777,809.97	357,749.00	1,135,358.97	1,135,358.97	0.00	0.00	0.00	1,135,358.97	0.00	376,567.99	616,480.73	48,388.71	1,041,437.43	0.00	328,374.04	0.00	0.00	328,374.04	0.00	93,921.54	0.00	713,063.39
Sub-Total, Operations		777,809.97	357,749.00	1,135,358.97	1,135,358.97	0.00	0.00	0.00	1,135,358.97	0.00	376,567.99	616,480.73	48,388.71	1,041,437.43	0.00	328,374.04	0.00	0.00	328,374.04	0.00	93,921.54	0.00	713,063.39
PS		0.00	0.00	0.00	0.00	0.00	0.00	0.00	0.00	0.00	0.00	0.00	0.00	0.00	0.00	0.00	0.00	0.00	0.00	0.00	0.00	0.00	0.00
MOOE		777,809.97	357,749.00	1,135,358.97	1,135,358.97	0.00	0.00	0.00	1,135,358.97	0.00	376,567.99	616,480.73	48,388.71	1,041,437.43	0.00	328,374.04	0.00	0.00	328,374.04	0.00	93,921.54	0.00	713,063.39
FinEx (if Applicable)		0.00	0.00	0.00	0.00	0.00	0.00	0.00	0.00	0.00	0.00	0.00	0.00	0.00	0.00	0.00	0.00	0.00	0.00	0.00	0.00	0.00	0.00
CO		0.00	0.00	0.00	0.00	0.00	0.00	0.00	0.00	0.00	0.00	0.00	0.00	0.00	0.00	0.00	0.00	0.00	0.00	0.00	0.00	0.00	0.00
GRAND TOTAL		46,802,536.20	357,749.00	47,160,285.20	47,160,285.20	(9,915,341.00)	0.00	0.00	37,244,944.20	4,037,370.50	32,382,202.93	616,480.73	48,388.71	37,084,442.87	645,681.50	17,979,090.68	8,928,444.82	4,609,803.81	32,163,020.81	9,915,341.00	160,501.33	0.00	4,921,422.06
PS		0.00	0.00	0.00	0.00	0.00	0.00	0.00	0.00	0.00	0.00	0.00	0.00	0.00	0.00	0.00	0.00	0.00	0.00	0.00	0.00	0.00	0.00
MOOE		46,790,116.20	357,749.00	47,147,865.20	47,147,865.20	(9,902,921.00)	0.00	0.00	37,244,944.20	4,037,370.50	32,382,202.93	616,480.73	48,388.71	37,084,442.87	645,681.50	17,979,090.68	8,928,444.82	4,609,803.81	32,163,020.81	9,902,921.00	160,501.33	0.00	4,921,422.06
FinEx (if Applicable)		0.00	0.00	0.00	0.00	0.00	0.00	0.00	0.00	0.00	0.00	0.00	0.00	0.00	0.00	0.00	0.00	0.00	0.00	0.00	0.00	0.00	0.00
CO		12,420.00	0.00	12,420.00	12,420.00	(12,420.00)	0.00	0.00	0.00	0.00	0.00	0.00	0.00	0.00	0.00	0.00	0.00	0.00	0.00	12,420.00	0.00	0.00	0.00

Certified Correct:

 RICARDO G. LOPEZ
 Chief Administrative Officer, Budget Division
 Date:

Certified Correct:

 ARIEL J. UBINA
 Chief Accountant
 Date:

Recommending Approval:

 BERNADETTE M. LIM
 Director IV, FMS
 Date:

Approved By:

 VIDA G. SAN VICENTE
 Assistant Solicitor General
 Date:

STATEMENT OF APPROPRIATIONS, ALLOTMENTS, OBLIGATIONS, DISBURSEMENTS AND BALANCES


As at the Quarter Ending December 31, 2021


Department : Department of Justice (DOJ)
 Agency/Entity : Office of the Solicitor General
 Operating Unit : < not applicable >
 Organization Code (UACS) : 15 007 0000000
 Fund Cluster : 03 Special Account - Locally Funded/Domestic Grants Fund

Current Year Appropriations
 Supplemental Appropriations
 Continuing Appropriations

(e.g. UACS Fund Cluster: 01-Regular Agency Fund, 02-Foreign Assisted Projects Fund, 03-Special Account-Locally Funded/Domestic Grants Fund, and 04-Special Account-Foreign Assisted/Foreign Grants Fund)


Particulars	UACS CODE	Appropriations			Allotments		Current Year Obligations								Current Year Disbursements					Balances			
		Authorized Appropriations	Adjustments(Transfers To/From, Modifications/Augmentations)	Adjusted Appropriations	Allotments Received	Adjustments(Reductions, Modifications/Augmentations)	Transfer To	Transfer From	Adjusted Total Allotments	1st Quarter Ending March 31	2nd Quarter Ending June 30	3rd Quarter Ending Sept. 30	4th Quarter Ending Dec. 31	TOTAL	1st Quarter Ending March 31	2nd Quarter Ending June 30	3rd Quarter Ending Sept. 30	4th Quarter Ending Dec. 31	TOTAL	Unreleased Appro	Unobligated Allotments	Unpaid Obligations(15-20)=(23+24)	
		3	4	5=(3+4)	6	7	8	9	10=[(6+(-)7)-8+9]	11	12	13	14	15=[(11+12+13+14)]	16	17	18	19	20=[(16+17+18+19)]	21	22	23	24
I. Automatic Appropriations		50,000.00	6,104,700.00	6,154,700.00	6,104,700.00	0.00	0.00	0.00	6,104,700.00	6,104,700.00	0.00	0.00	0.00	6,104,700.00	6,104,700.00	0.00	0.00	0.00	6,104,700.00	50,000.00	0.00	0.00	0.00
Special Accounts in the General Fund		50,000.00	6,104,700.00	6,154,700.00	6,104,700.00	0.00	0.00	0.00	6,104,700.00	6,104,700.00	0.00	0.00	0.00	6,104,700.00	6,104,700.00	0.00	0.00	0.00	6,104,700.00	50,000.00	0.00	0.00	0.00
Office of the Solicitor General		50,000.00	6,104,700.00	6,154,700.00	6,104,700.00	0.00	0.00	0.00	6,104,700.00	6,104,700.00	0.00	0.00	0.00	6,104,700.00	6,104,700.00	0.00	0.00	0.00	6,104,700.00	50,000.00	0.00	0.00	0.00
MOOE		50,000.00	6,104,700.00	6,154,700.00	6,104,700.00	0.00	0.00	0.00	6,104,700.00	6,104,700.00	0.00	0.00	0.00	6,104,700.00	6,104,700.00	0.00	0.00	0.00	6,104,700.00	50,000.00	0.00	0.00	0.00
Sub-total I. Automatic Appropriations		50,000.00	6,104,700.00	6,154,700.00	6,104,700.00	0.00	0.00	0.00	6,104,700.00	6,104,700.00	0.00	0.00	0.00	6,104,700.00	6,104,700.00	0.00	0.00	0.00	6,104,700.00	50,000.00	0.00	0.00	0.00
PS		0.00	0.00	-	0.00	0.00	0.00	0.00	0.00	0.00	0.00	0.00	0.00	0.00	0.00	0.00	0.00	0.00	0.00	-	0.00	0.00	0.00
MOOE		50,000.00	6,104,700.00	6,154,700.00	6,104,700.00	0.00	0.00	0.00	6,104,700.00	6,104,700.00	0.00	0.00	0.00	6,104,700.00	6,104,700.00	0.00	0.00	0.00	6,104,700.00	50,000.00	0.00	0.00	0.00
FinEx		0.00	0.00	-	0.00	0.00	0.00	0.00	0.00	0.00	0.00	0.00	0.00	0.00	0.00	0.00	0.00	0.00	0.00	-	0.00	0.00	0.00
CO		0.00	0.00	-	0.00	0.00	0.00	0.00	0.00	0.00	0.00	0.00	0.00	0.00	0.00	0.00	0.00	0.00	0.00	-	0.00	0.00	0.00
IV. Reversion of the Unobligated Allotments charged against R.A. Nos. 11485 and 11494		0.00	0.00	-	0.00	0.00	0.00	0.00	0.00	0.00	0.00	0.00	0.00	0.00	0.00	0.00	0.00	0.00	0.00	-	0.00	0.00	0.00
GRAND TOTAL		50,000.00	6,104,700.00	6,154,700.00	6,104,700.00	0.00	0.00	0.00	6,104,700.00	6,104,700.00	0.00	0.00	0.00	6,104,700.00	6,104,700.00	0.00	0.00	0.00	6,104,700.00	50,000.00	0.00	0.00	0.00
MOOE		50,000.00	6,104,700.00	6,154,700.00	6,104,700.00	0.00	0.00	0.00	6,104,700.00	6,104,700.00	0.00	0.00	0.00	6,104,700.00	6,104,700.00	0.00	0.00	0.00	6,104,700.00	50,000.00	0.00	0.00	0.00

Certified Correct:

 RICARDO G. LOPEZ
 Chief Administration Officer, Budget division
 Date:

Certified Correct:

 ARIEL J. UBINA
 Chief Accountant
 Date:

Recommending Approval:

 BERNADETTE M. LIM
 Director IV, FMS
 Date:

Approved By:

 VIDA G. SAN VICENTE
 Assistant Solicitor General
 Date: